











Certificate of Analysis

Sample: KN31205001-006
Harvest/Lot ID: 0000001gb 0185250
Batch#: gb 0185250
Batch Date: 04/23/05
Sample Size Received: 1 ml
Retail Product Size: 8 units
Ordered: 11/18/23
Sampled: 11/18/23
Completed: 12/07/23

PASSED

Page 1 of 1

Dec 07, 2023 | Nature's Perfect Hemp
2102 dye court
brentwood, TN, 37027, US

PRODUCT IMAGE	SAFETY RESULTS								MISC.
	 Pesticides NOT TESTED	 Heavy Metals NOT TESTED	 Microbials NOT TESTED	 Mycotoxins NOT TESTED	 Residuals Solvents NOT TESTED	 Filtration NOT TESTED	 Water Activity NOT TESTED	 Moisture NOT TESTED	 Terpenes NOT TESTED

 **Potency** **PASSED**



Total THC
0.2056%



Total Cannabinoids
0.2056%

	CBDVA	CBDV	CBDA	CBGA	CBG	CBD	D9-THCV	D8-THCV	CBN	D9-THC	D8-THC	D10-THC	CBC	THCA
%	ND	ND	ND	ND	<0.01	<0.01	<0.01	ND	<0.01	0.2056	<0.01	ND	<0.01	ND
mg/ml	ND	ND	ND	ND	<0.1	<0.1	<0.1	ND	<0.1	2.056	<0.1	ND	<0.1	ND
LOQ	0.001	0.001	0.001	0.001	0.001	0.001	0.001	0.001	0.001	0.001	0.001	0.001	0.001	0.001
	%	%	%	%	%	%	%	%	%	%	%	%	%	%

Analyzed by: 2837, 2657 **Weight:** 0.2091g **Extraction date:** 12/05/23 10:52:24 **Extracted by:** 2837
Analysis Method: SOP.T.30.033.TN & SOP.T.40.031.TN Expanded Measurement of Uncertainty; Flower Matrix d9-THC: ± 0.100, THCa: ± 0.124, TOTAL THC ± 0.112. These uncertainties represent an expanded uncertainty expressed at approximately the 95% confidence level using a coverage factor k=2 for a normal distribution.
Analytical Batch: KN004351POT **Reviewed On:** 12/06/23 16:04:40
Instrument Used: E-SHI-008 **Batch Date:** 12/05/23 08:19:58
Running on: N/A
Dilution: N/A
Reagent: 083023.01; 100422.02; 090723.02; 112823.R01; 120423.R03; 110323.03
Consumables: 302110210; 22/04/01; 220501; 89291.100; 230415059D; 1008702218; 947.100; GD220003; 1350331; 6121219; 600185
Pipette: E-VWR-120

Full spectrum cannabinoid analysis utilizing High Performance Liquid Chromatography with UV/PDA detection (HPLC-UV/PDA). All cannabinoids have an LOQ of 0.01%.

This report shall not be reproduced, unless in its entirety, without written approval from Labstat. This report is an Labstat certification. The results relate only to the material or product analyzed. Test results are confidential unless explicitly waived otherwise. Void after 1 year from test end date. Cannabinoid content of batch material may vary depending on sampling error. IC=In-control QC parameter, NC=Non-controlled QC parameter, ND=Not Detected, NA=Not Analyzed, ppm=Parts Per Million, ppb=Parts Per Billion. Limit of Detection (LoD) and Limit of Quantitation (LoQ) are terms used to describe the smallest concentration that can be reliably measured by an analytical procedure. RPD=Reproducibility of two measurements. Action Levels are State determined thresholds variable based on uncertainty of measurement (UM) for the analyte. The UM error is available from the lab upon request. The "Decision Rule" for the pass/fail does not include the UM. The limits are based on F.S. Rule 64-4.310.

Sue Ferguson
Lab Director
State License # n/a
ISO Accreditation # 17025:2017


Signature

12/07/23
Signed On